

# New AUXINFO

## Awards Cube

The following procedures will allow you to find which awards have been received by a member - OR - which members have received a particular award.

# The Awards Cube

Cognos PowerPlay Web Explorer

AUXDATA\_Awards

COGNOS

AUXDATA\_Awards

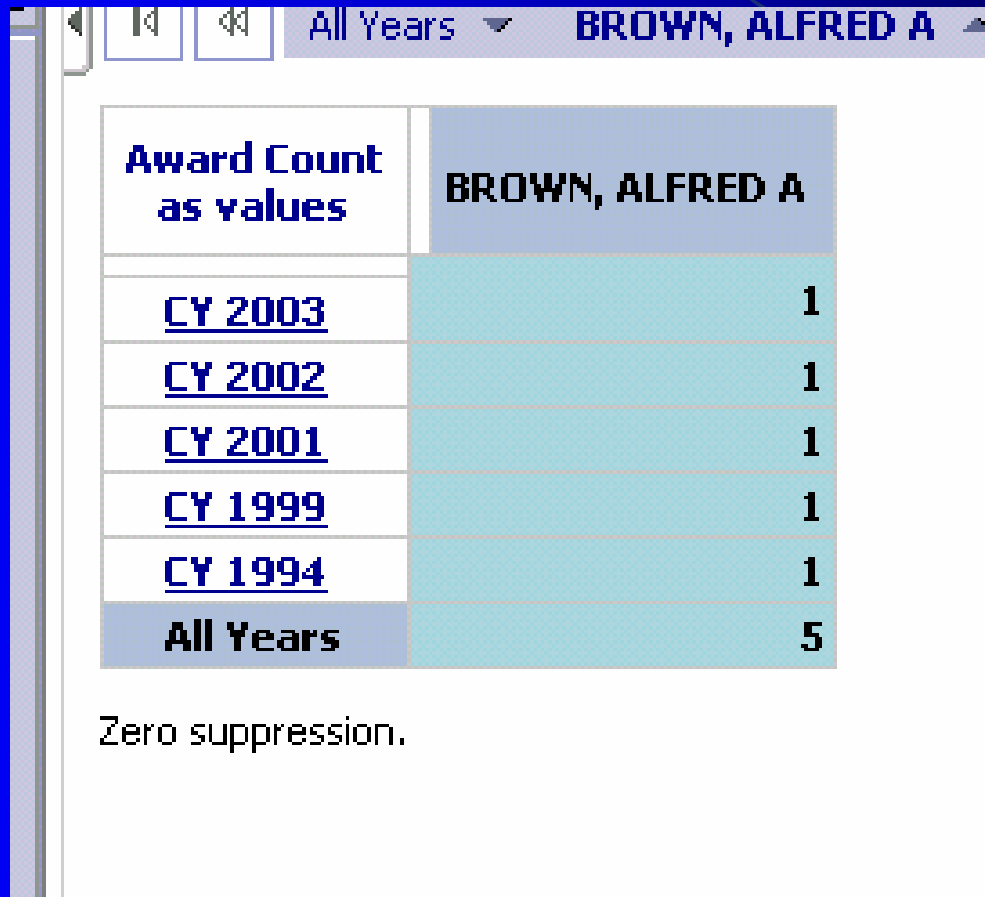
- All Years
- All Units
- All Unit Locations
- All Awards
- MEASURES

All Years All Units All Unit Locations All Awards MEASURES

Award Count as values	United States Coast Guard	All Units
Late Dates	3	3
CY 2008	1	1
CY 2007	1	1
CY 2006	1	1
CY 2003	8,460	8,460
CY 2002	43,220	43,220
CY 2001	17,586	17,586
CY 2000	13,484	13,484
CY 1999	30,582	30,582
CY 1998	5,280	5,280
CY 1997	4,036	4,036
CY 1996	1,953	1,953
CY 1995	998	998
CY 1994	16,430	16,430
CY 1993	1,284	1,284
CY 1992	611	611
CY 1991	1,732	1,732
CY 1990	11,985	11,985



The years in which some award was received are shown.

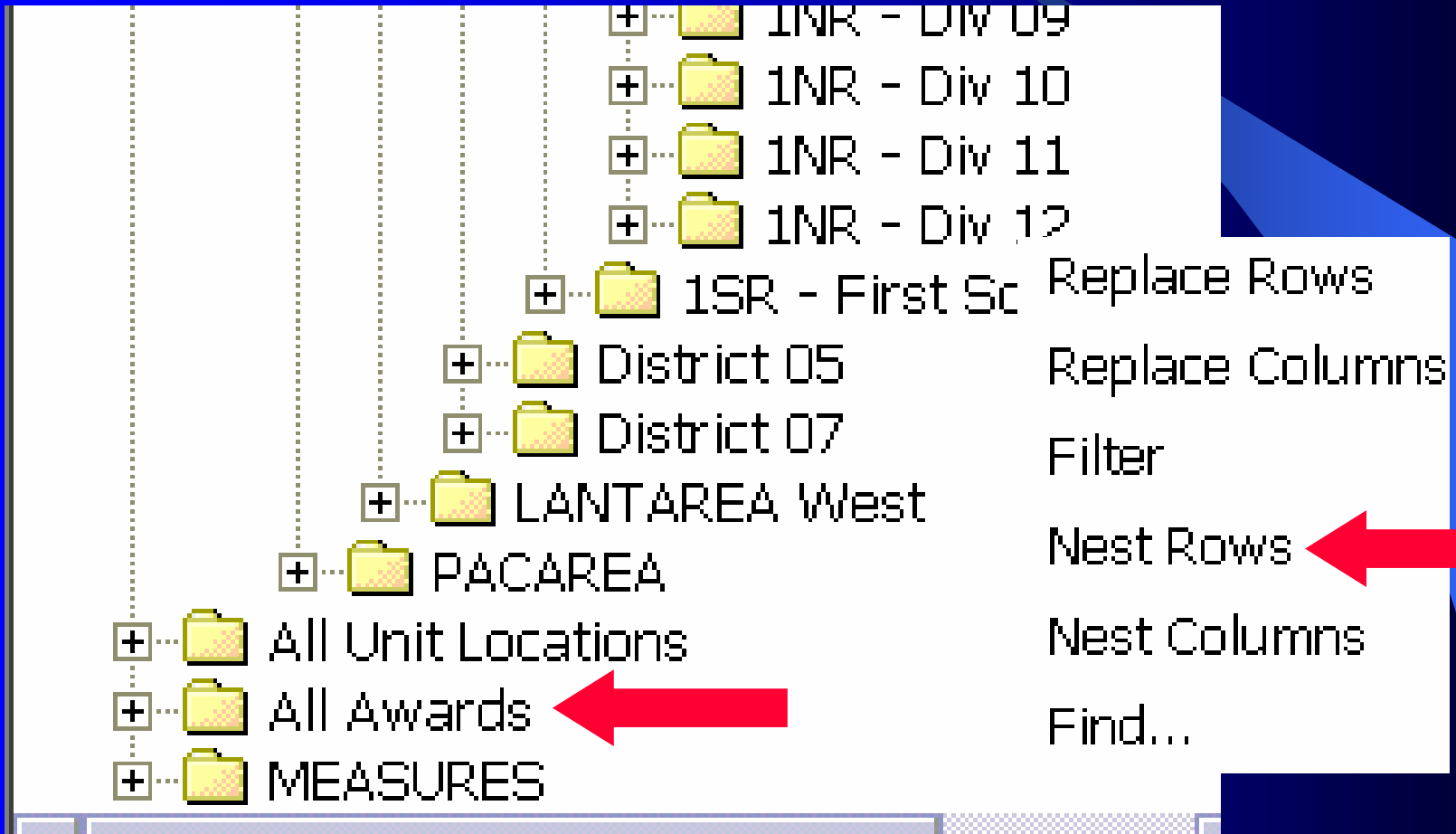


The screenshot shows a data table with a header row and six data rows. The header row has two columns: 'Award Count as values' and 'BROWN, ALFRED A'. The data rows list years from 2003 down to 1994, and an 'All Years' row. Each year row shows a count of 1, and the 'All Years' row shows a count of 5. The table is displayed in a window titled 'All Years' and 'BROWN, ALFRED A'.

Award Count as values	BROWN, ALFRED A
<u>CY 2003</u>	1
<u>CY 2002</u>	1
<u>CY 2001</u>	1
<u>CY 1999</u>	1
<u>CY 1994</u>	1
All Years	5

Zero suppression.

Scroll down the “tree” and right click on “All Awards” then left click on “Nest Rows” on the pop up box, will give you ...



... a list of the specific awards received by the member.

Award Count as values		BROWN, ALFRED A
<u>CY</u> <u>2003</u>	<u>AUXILIARY MEMBERSHIP SERVICE AWARD</u>	1
	All Awards	1
<u>CY</u> <u>2002</u>	<u>CG UNIT COMMENDATION</u>	1
	All Awards	1
<u>CY</u> <u>2001</u>	<u>SPECIAL OPERATIONS SERVICE RIBBON</u>	1
	All Awards	1
<u>CY</u> <u>1999</u>	<u>CG UNIT COMMENDATION</u>	1
	All Awards	1
<u>CY</u> <u>1994</u>	<u>DOT SECRETARY'S OUTSTANDING UNIT AWARD</u>	1
	All Awards	1
<b>All Years</b>		<b>5</b>

To remove the Sub Total (Summary) lines, right click on one of the “All

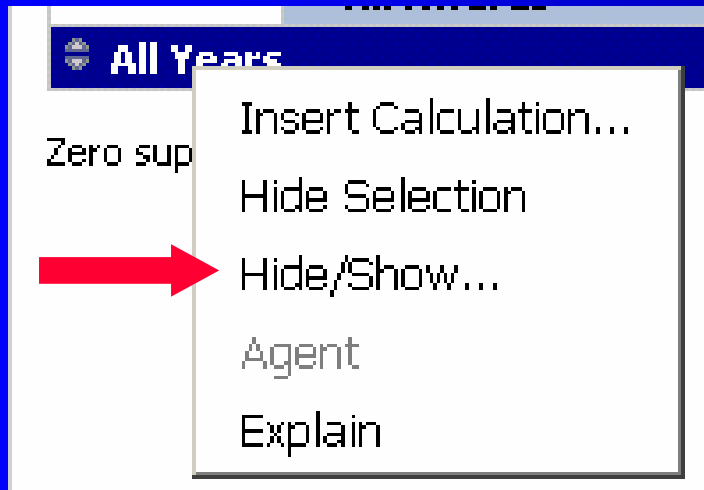
**Awards** **SATA\_Awards** COGNOS

⏪ ⏴ All Years ▼ **BROWN, ALFRED A** ▲ All Unit Locations ▼ ⏩ ⏴ 🔍 🔄

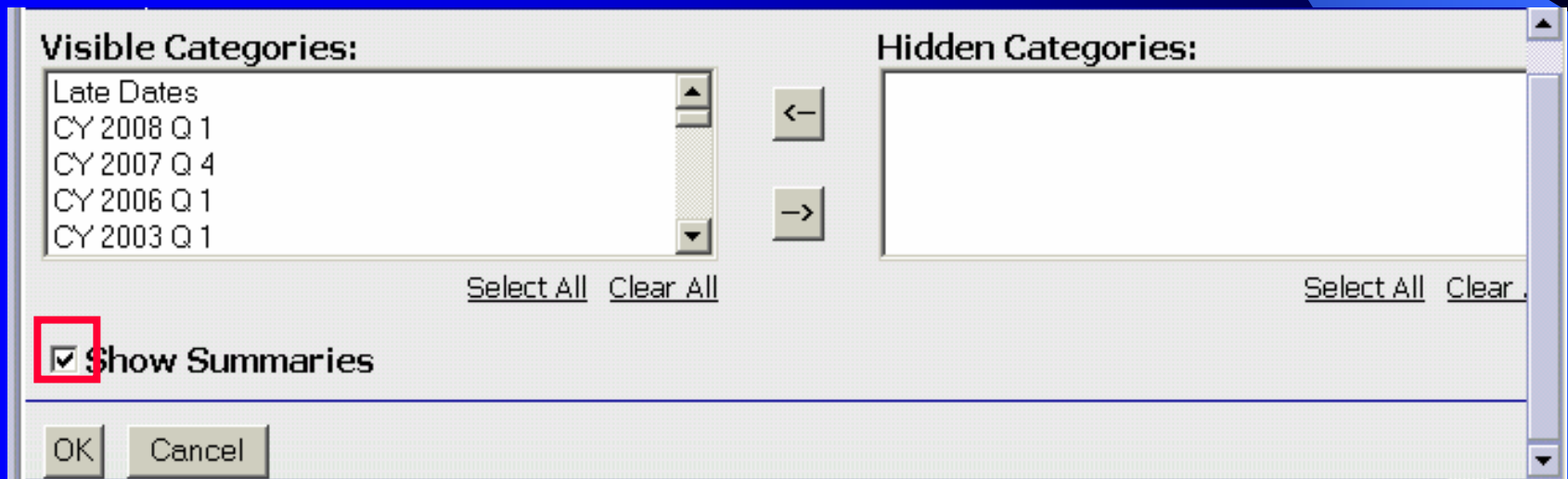
Award Count as values		BROWN, ALFRED A
<u>CY 2003</u>	<u>AUXILIARY MEMBERSHIP SERVICE AWARD</u>	1
	All Awards	1
<u>CY 2002</u>	<u>CG UNIT COMMENDATION</u>	1
	All Awards	1
<u>CY 2001</u>	<u>SPECIAL OPERATIONS SERVICE RIBBON</u>	1
	All Awards	1
<u>CY 1999</u>	<u>CG UNIT COMMENDATION</u>	1
	All Awards	1
<u>CY 1994</u>	<u>DOT SECRETARY'S OUTSTANDING UNIT AWARD</u>	1
	All Awards	1
<b>All Years</b>		<b>5</b>

*Note: A red arrow points to the 'All Awards' row for CY 1994. Yellow arrows point to the 'All Awards' rows for CY 2003, 2002, 2001, and 1999.*

On the resulting pop up, left click on “Hide/Show..”



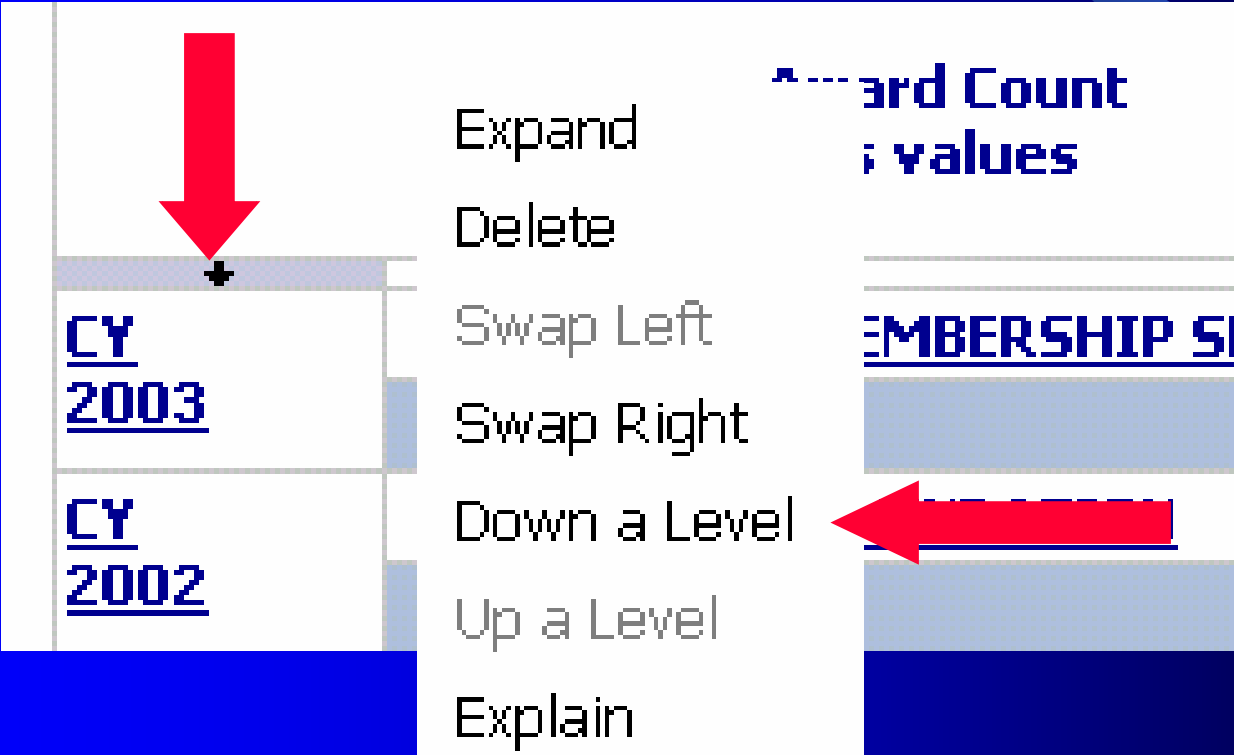
...then the Hide/Show menu appears as shown below. Click on the “check mark” box to uncheck so as to not “Show Summaries,” then click on OK.



# The result without the “summary” lines

Award Count as values		BROWN, ALFRED A
<u>CY 2003</u>	<u>AUXILIARY MEMBERSHIP SERVICE AWARD</u>	1
<u>CY 2002</u>	<u>CG UNIT COMMENDATION</u>	1
<u>CY 2001</u>	<u>SPECIAL OPERATIONS SERVICE RIBBON</u>	1
<u>CY 1999</u>	<u>CG UNIT COMMENDATION</u>	1
<u>CY 1994</u>	<u>DOT SECRETARY'S OUTSTANDING UNIT AWARD</u>	1
<b>All Years</b>		<b>5</b>

To find the date the award was made, right click on the small rectangle above the year column. Then left click on “Down a Level” on the pop up menu.



The result is the Quarter the award was made.  
Repeat this three more times...

Award Count as values		BROWN, ALFRED A
<u>CY 2003 Q 2</u>	<u>AUXILIARY MEMBERSHIP SERVICE AWARD</u>	1
<u>CY 2002 Q 3</u>	<u>CG UNIT COMMENDATION</u>	1
<u>CY 2001 Q 1</u>	<u>SPECIAL OPERATIONS SERVICE RIBBON</u>	1
<u>CY 1999 Q 2</u>	<u>CG UNIT COMMENDATION</u>	1
<u>CY 1994 Q 4</u>	<u>DOT SECRETARY'S OUTSTANDING UNIT AWARD</u>	1
<b>All Years</b>		<b>5</b>

...and the date is shown.

Award Count as values		BROWN, ALFRED A
<a href="#">15-Jun-2003</a>	<a href="#">AUXILIARY MEMBERSHIP SERVICE AWARD</a>	1
<a href="#">01-Sep-2002</a>	<a href="#">CG UNIT COMMENDATION</a>	1
<a href="#">02-Jan-2001</a>	<a href="#">SPECIAL OPERATIONS SERVICE RIBBON</a>	1
<a href="#">23-Jun-1999</a>	<a href="#">CG UNIT COMMENDATION</a>	1
<a href="#">04-Nov-1994</a>	<a href="#">DOT SECRETARY'S OUTSTANDING UNIT AWARD</a>	1
<b>All Years</b>		<b>5</b>

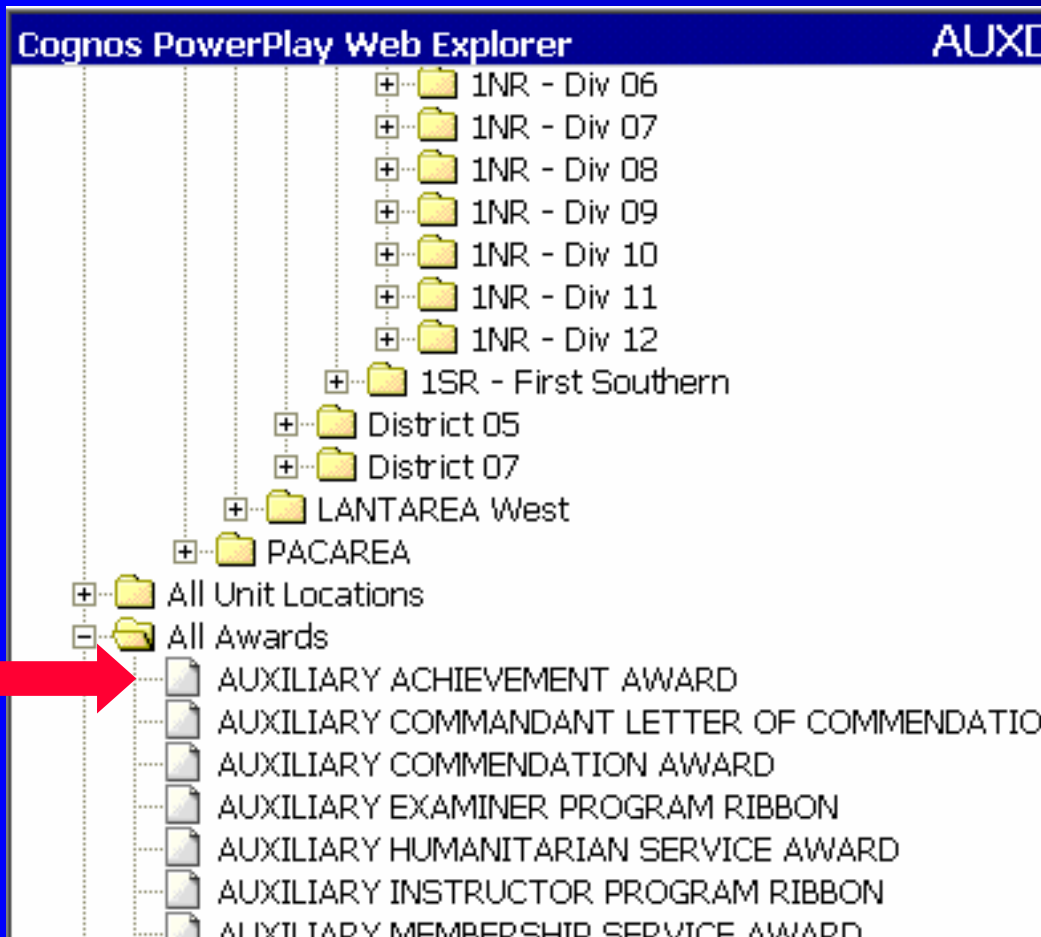


The result is a list of members who have received an award.

Web Explorer AUXDATA\_Awards

All Years 013-01-01 BUCKSPORT All Unit Locations All Awards

Award Count as values	<u>BROWN, ALFRED A</u>	<u>COLEMAN, ALTHEA N</u>	<u>COLEMAN, THOMAS L</u>	<u>COOK, RUSSELL S</u>	<u>HOWARD JR, ROGER W</u>	<u>MINSON, FREDERICK V</u>	<u>RANCOURT, KENNETH D</u>	<u>RANCOURT, LORETTA P</u>
<u>CY 2003</u>	1	0	0	0	0	0	0	0
<u>CY 2002</u>	1	1	1	1	1	2	1	1
<u>CY 2001</u>	1	1	1	1	2	1	2	2
<u>CY 2000</u>	0	0	0	1	0	0	0	0
<u>CY 1999</u>	1	2	2	1	1	1	1	1
<u>CY 1996</u>	0	0	0	0	1	0	0	1
<u>CY 1994</u>	1	2	2	1	0	0	1	1
<u>CY 1991</u>	0	0	0	0	1	0	0	0
<u>CY 1990</u>	0	1	1	2	1	1	0	0



Go to the “tree” and click on “All Awards”  
Right click on the desired award and left click on “Filter” on the pop up box.

Then the members in the selected unit with that award will be shown.

These members received the Auxiliary Achievement Award in the year shown.

<b>_Awards</b>				COCN
⏪	⏴	All Years ▼	013-01-02 BANGOR ▼	⏵
Award Count as values	<u>BLANCHETTE, JAMES E</u>	<u>STONE, RICHARD B</u>	013-01-02 BANGOR	
<u>CY 2003</u>	0	1	1	
<u>CY 1997</u>	1	0	1	
<b>All Years</b>	<b>1</b>	<b>1</b>	<b>2</b>	

To see the dates the award was made, right click on the small rectangle above the year column, then left click on “Down a Level” on the pop up menu.

The screenshot shows a table with the following content:

Award Count as of
<b>CY 2003</b>
<b>CY 1997</b>
<b>All Years</b>

Below the table, the text "Zero suppression." is visible. A context menu is open over the "All Years" row, listing the following options: Expand, Delete, Swap Left, Swap Right, Down a Level, Up a Level, and Explain. A red arrow points to the "Down a Level" option.

Repeat that action three more times and the date of the award is displayed.

<span>⏪</span> <span>⏴</span> All Years ▾ 013-01-02 BANGOR ▾ All Unit Locations ▾ <span>⏵</span> <span>⏩</span> <span>🔄</span>			
Award Count as values	<u>BLANCHETTE, JAMES E</u>	<u>STONE, RICHARD B</u>	013-01-02 BANGOR
<u>13-May-2003</u>	0	1	1
<u>27-Jul-1997</u>	1	0	1
All Years	1	1	2

Additional combinations of members and their awards can be found by similar use of the “Filter” and “Nest” actions.