

The Tasks Cube

Procedures for determining
which member has taken the
Currency Maintenance Task,
Navigation Rules Exam

The Task Cube

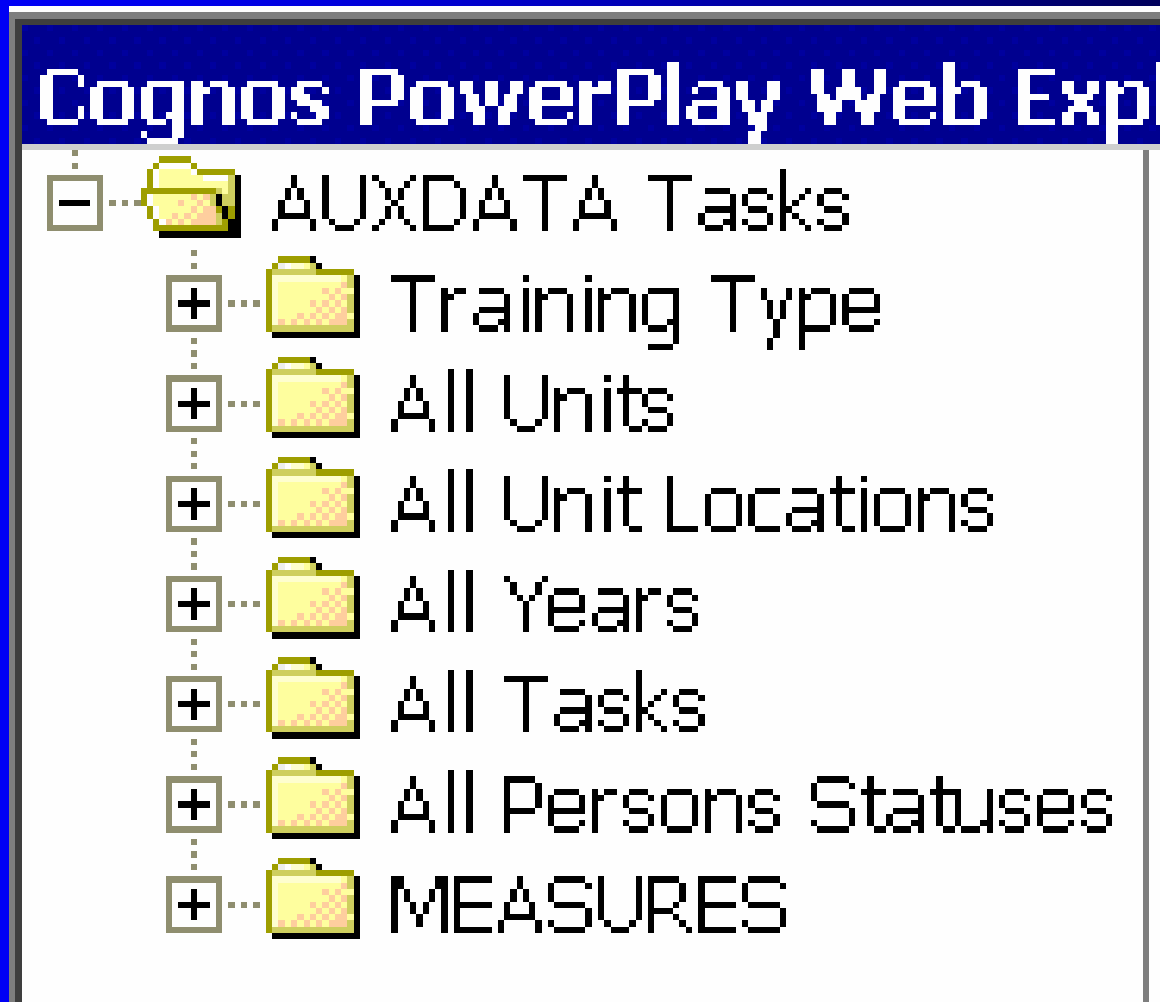
Cognos PowerPlay Web Explorer **AUXDATA Tasks**

The AUXDATA Tasks cube contains personnel training task status (task completion) for Aux directed to ENS Justin Cassell, JCassell@comdt.uscg.mil (800) 842-8740 x 71010; or Harry last refreshed on Monday, November 03, 2003.

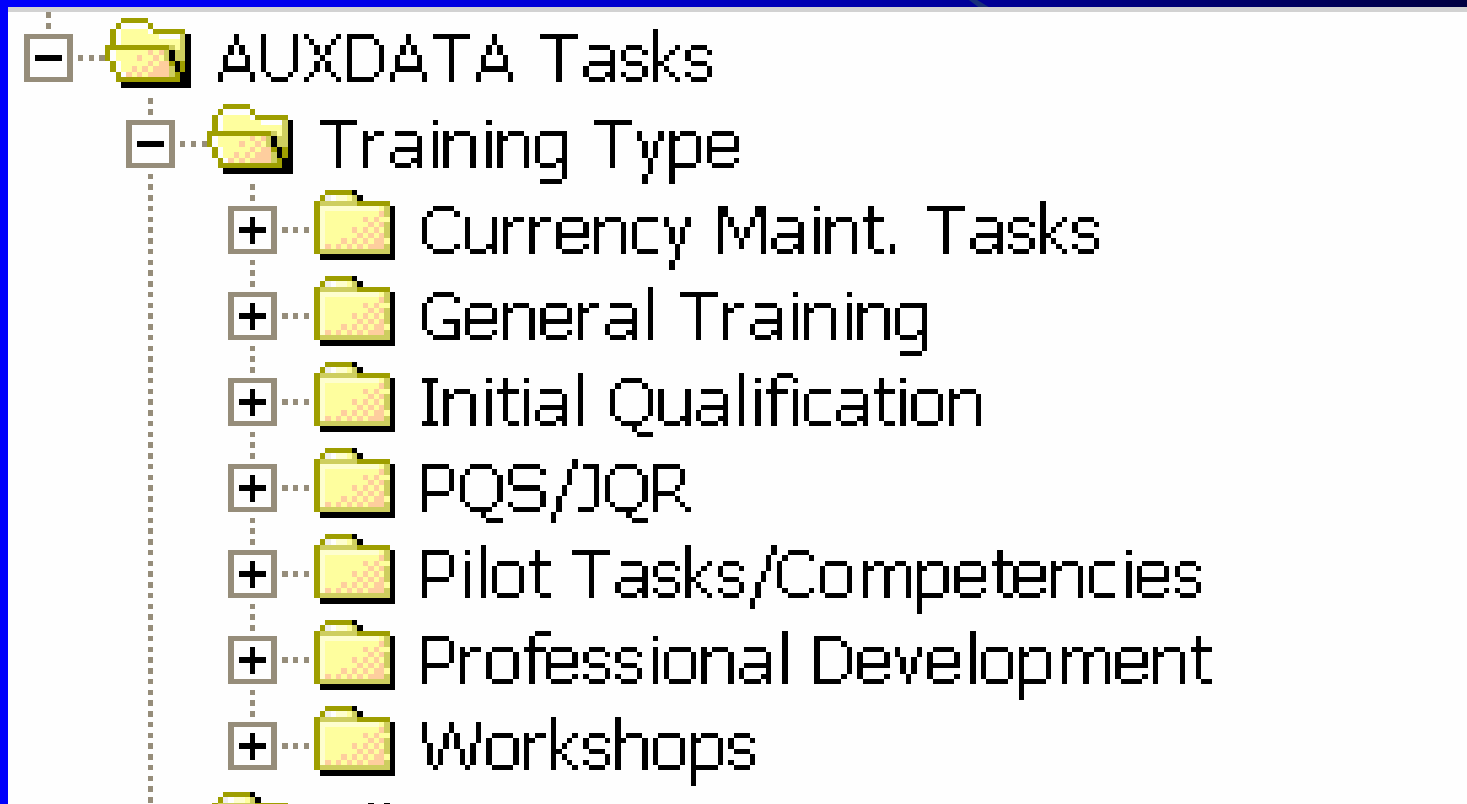
Training Type ▾
All Units ▾
All Unit Locations ▾
All Years ▾

Tasks Completed as values	<u>United States Coast Guard</u>	All Units
<u>Currency Maint. Tasks</u>	201,412	201,412
<u>General Training</u>	784	784
<u>Initial Qualification</u>	37,429	37,429
<u>PQS/JQR</u>	50	50
<u>Pilot Tasks/Competencies</u>	1,529	1,529
<u>Professional Development</u>	87,741	87,741
<u>Workshops</u>	118,471	118,471
Training Type	447,416	447,416

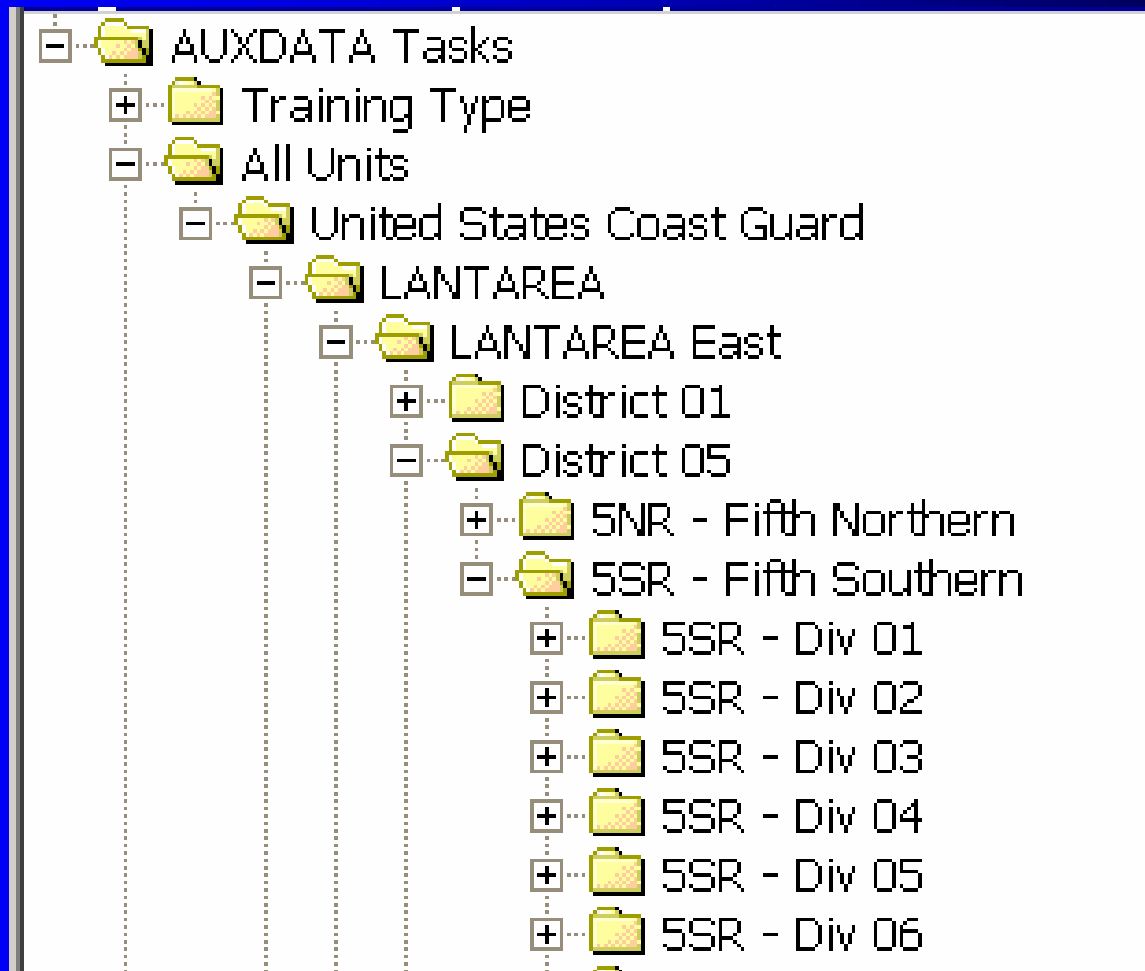
The Dimension Viewer



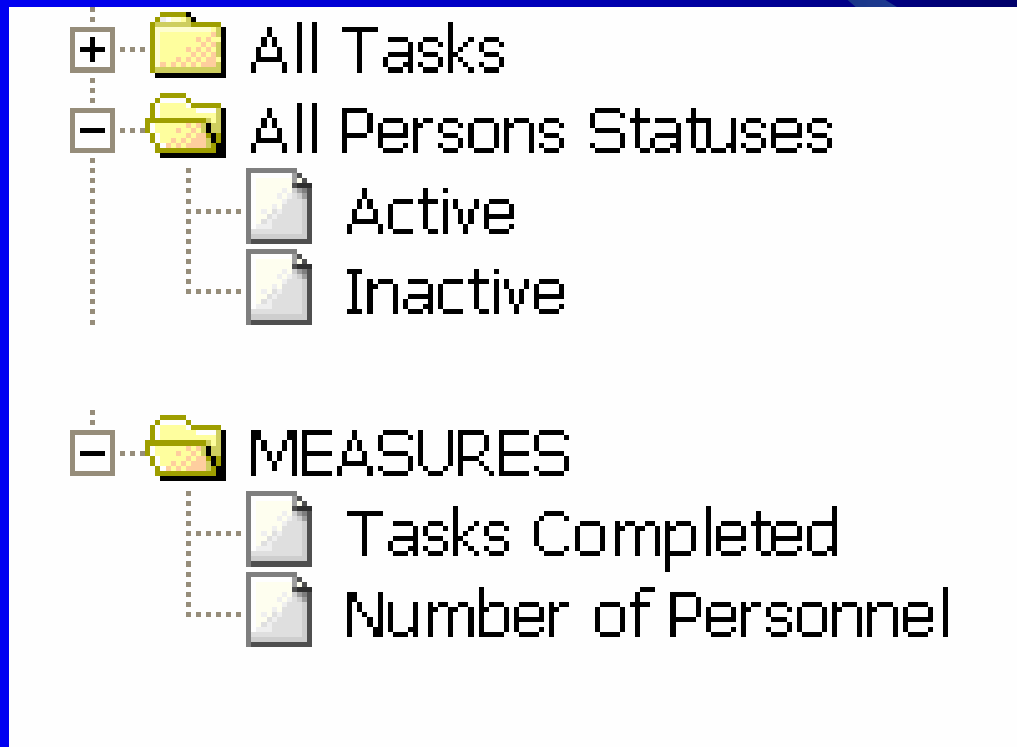
All tasks are divided into these Training Types

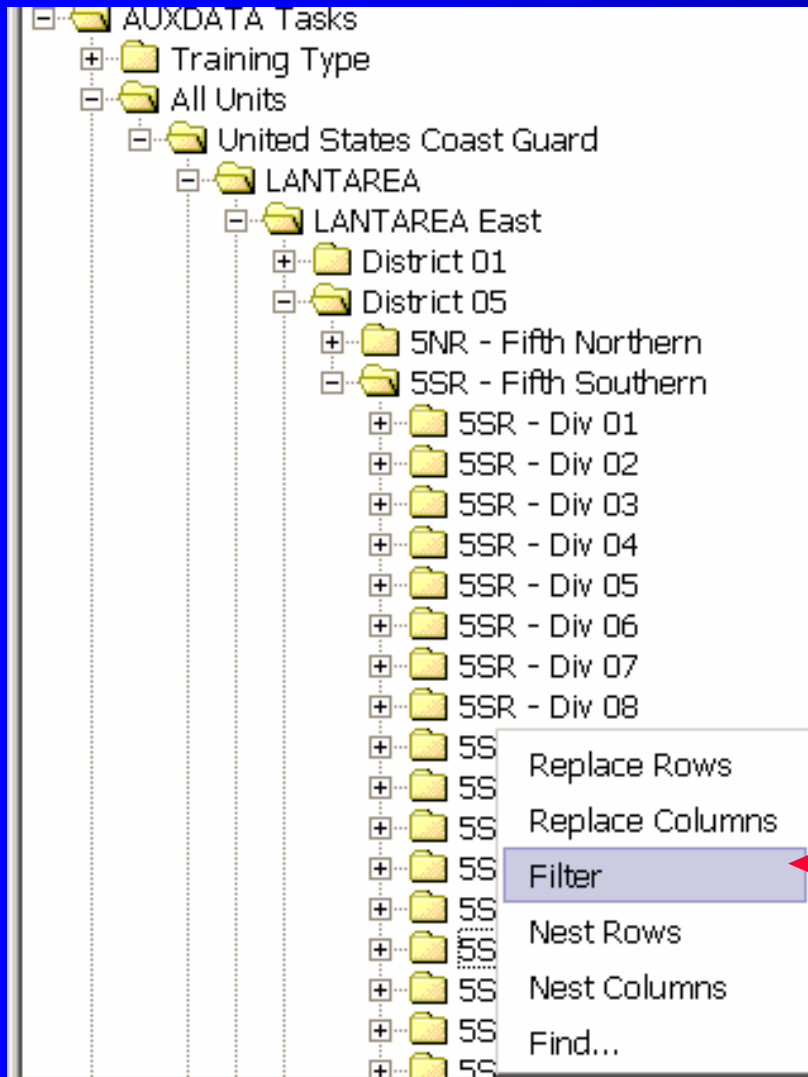


The “All Units” folder where you can “Filter” on the Division, Flotilla or member.



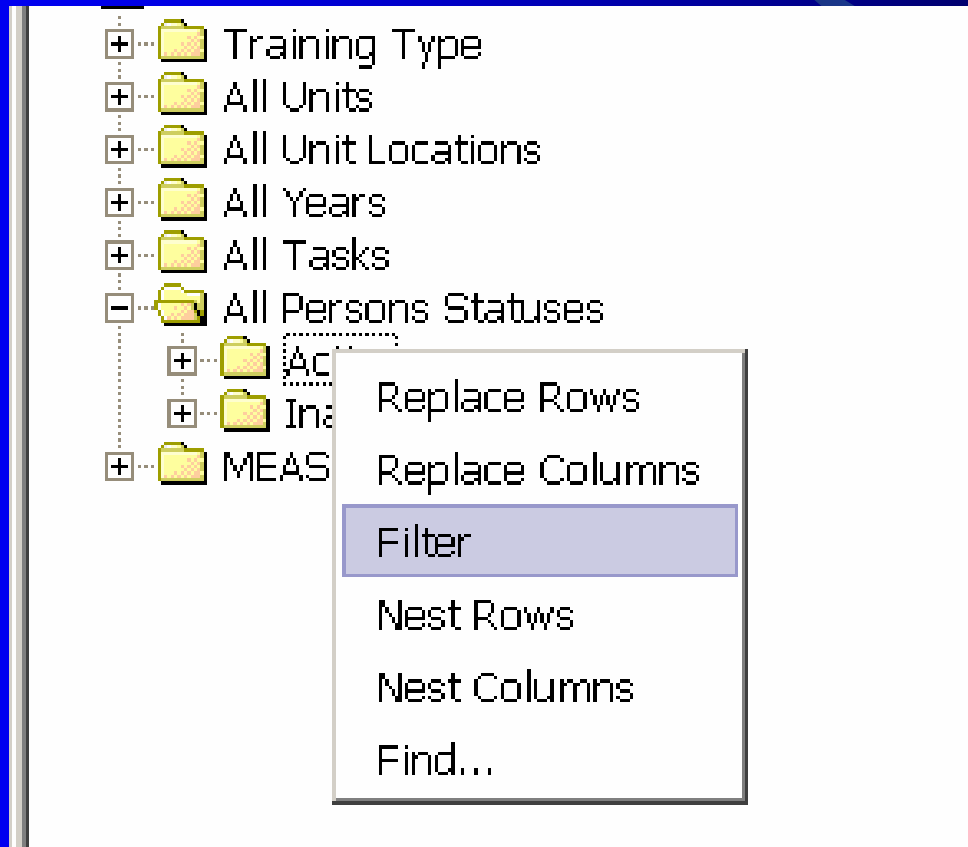
In obtaining information, you should always
“Filter” on “Active” and on the “Tasks
Completed” Measure



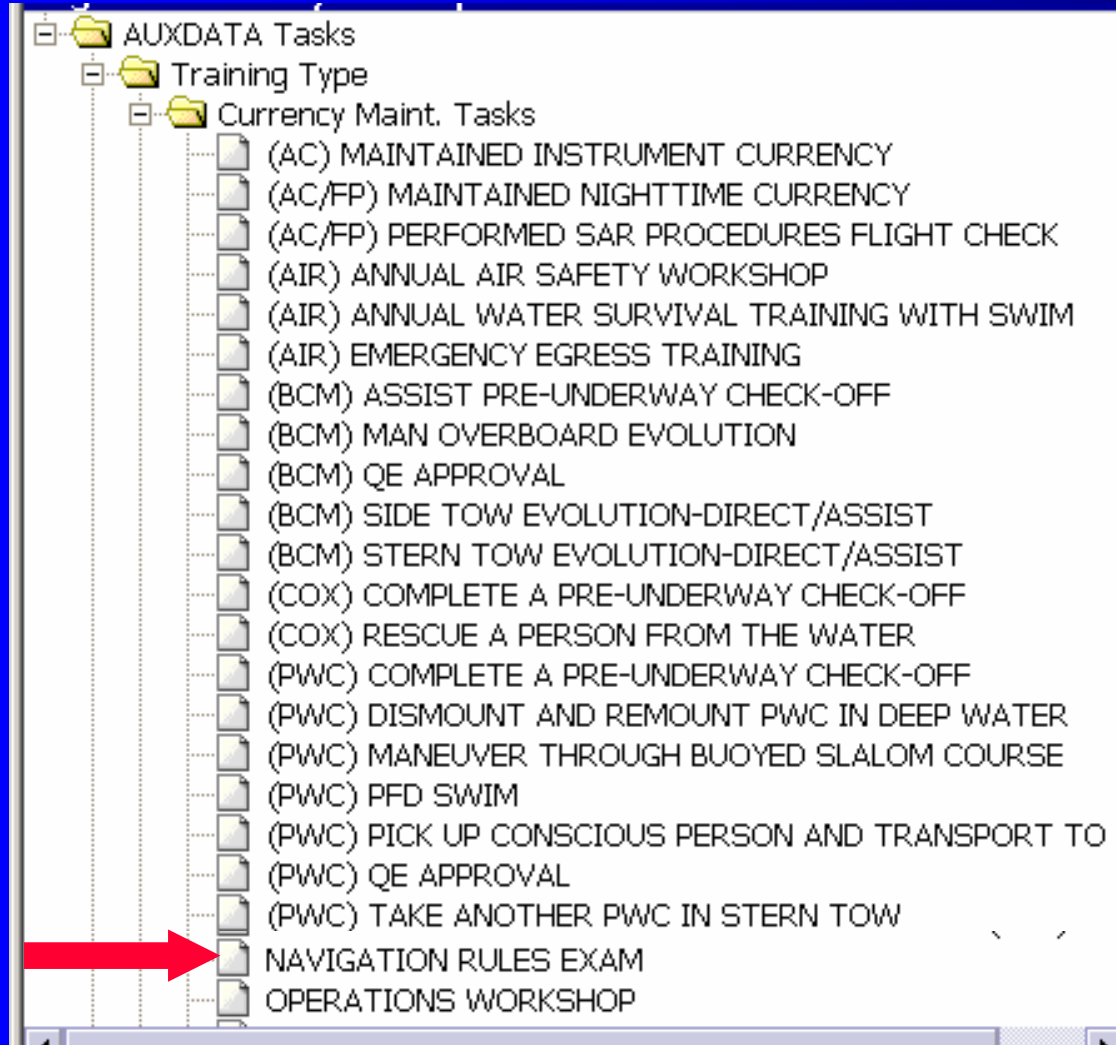


Click on consecutive “+” until reaching the desired unit, right click on it and left click on “Filter” on the pop up menu.


Right click on “Active” and left click on “Filter” in the pop up menu.



Open the “Currency Maint. Tasks folder. Right click on the “Navigation Rules Exam” and left



click on “Filter” in the pop up. Click on “Suppress Zero” and “Swap.”



- Replace Rows
- Replace Columns
- Filter ←
- Nest Rows
- Nest Columns
- Find...

The report now shows the number of Navigation Rules Exams completed in the Flotillas

Tasks Completed as values	NAVIGATION RULES EXAM
<u>054-14-01 MANASSAS</u>	3
<u>054-14-02 ALEXANDRIA</u>	15
<u>054-14-03 FAIRFAX</u>	9
<u>054-14-04 MT VERNON</u>	3
<u>054-14-05 COLONIAL BEACH</u>	3
<u>054-14-06 OCCOQUAN</u>	15
<u>054-14-07 FREDERICKSBURG</u>	18
55R - Div 14	66

Zero suppression.

Right click on the small rectangle at the top of the column, then left click on “Down a Level” on the pop up menu

The screenshot shows a table with a context menu open over the 'Down a Level' option. A red arrow points to the 'Down a Level' option in the menu. Another red arrow points to the top of the 'Tasks Completed' column header.

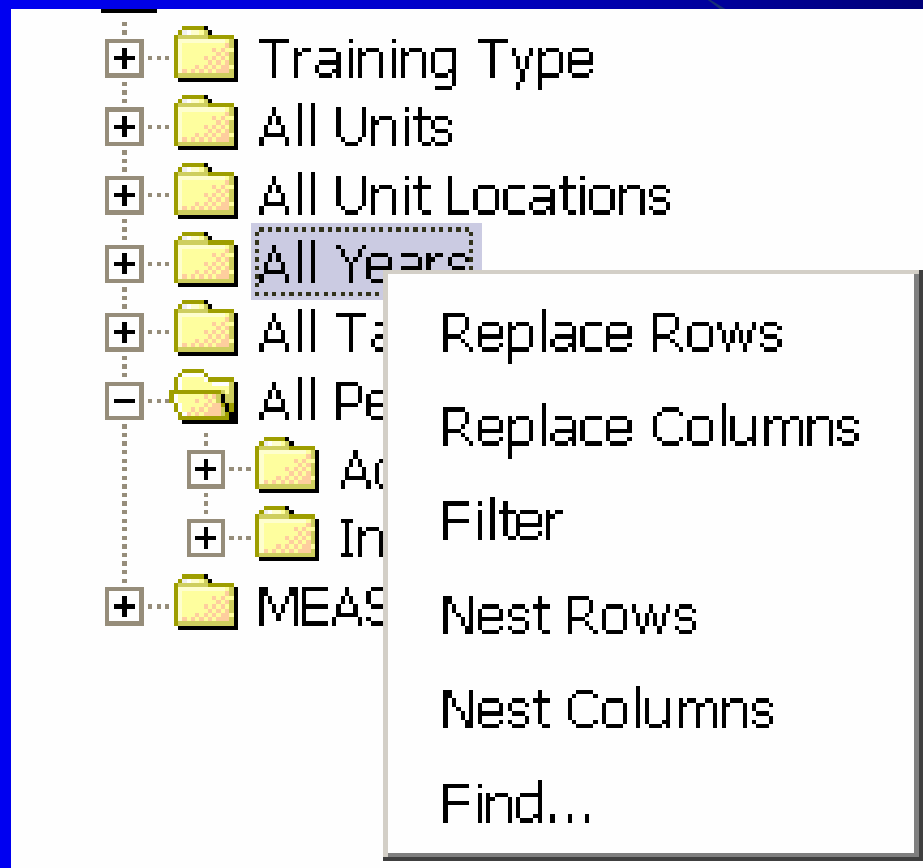
Tasks Completed values	NAVIGATION RULES EXAM
054-14-01 MANASSAS	3
054-14-02 ALEXANDRIA	15
054-14-03 FAIRFAX	9
054-14-04 MT VERNON	3
054-14-05 COLONIAL BEA	3
054-14-06 OCCOQUAN	15
054-14-07 FREDERICKSB	18
55R - Div 14	66

Zero suppression.

The report now shows all Division members who have taken the Navigation Rules Exam. Next who took it when.

Tasks Completed as values	NAVIGATION RULES EXAM
<u>HITE, EDWARD D</u>	1
<u>KIPP, JAMES G</u>	2
<u>DOXEY, JOHN W</u>	2
<u>HAYES, RICHARD B</u>	1
<u>HUNT, RICHARD E</u>	1
<u>JOHNSON, JOAN D</u>	1
<u>JOHNSON, WILLIAM C</u>	1
<u>NELSON, JEFFREY D</u>	2

Right click on “All Years” then left click on
“Nest Columns”



The report now shows the years the Exam was taken

NAVIGATION RULES EXAM														
55R - Div 14														
All Unit Locations														
All Years														
All Tasks														
Active														
Tasks Completed as values	NAVIGATION RULES EXAM												NAVIGATION RULES EXAM	
	<u>CY 2003</u>	<u>CY 2002</u>	<u>CY 2001</u>	<u>CY 2000</u>	<u>CY 1999</u>	<u>CY 1998</u>	<u>CY 1997</u>	<u>CY 1996</u>	<u>CY 1995</u>	<u>CY 1994</u>	<u>CY 1993</u>	<u>CY 1992</u>		
<u>HITE, EDWARD D</u>	0	0	0	0	1	0	0	0	0	0	0	0	0	1
<u>KIPP, JAMES G</u>	0	1	0	0	0	0	1	0	0	0	0	0	0	2
<u>DOXEY, JOHN W</u>	0	0	1	0	0	0	0	1	0	0	0	0	0	2
<u>HAYES, RICHARD B</u>	0	0	0	0	1	0	0	0	0	0	0	0	0	1
<u>JOHNSON, JOAN D</u>	0	0	0	0	0	0	0	0	0	0	0	1	0	1
<u>JOHNSON, WILLIAM C</u>	0	0	0	0	0	1	0	0	0	0	0	0	0	1
<u>NELSON, JEFFREY D</u>	1	0	0	0	0	1	0	0	0	0	0	0	0	2
<u>NORTON, RONALD J</u>	0	0	0	0	1	0	0	0	0	0	0	0	0	1


To be able to use this report in the future without all of the previous steps, you can bookmark it. Anytime when online, clicking on the bookmark will bring up the report with the latest data.

The report is now ready to save. First, Bookmark it. Click on the Bookmark icon,



When the screen repaints, add it to your Favorites

NAVIGATION RULES EXAM														NAVIGATION RULES EXAM
Tasks Completed as values	CY	CY	CY	CY	CY	CY	CY	CY	CY	CY	CY	CY	CY	NAVIGATION RULES EXAM
	2003	2002	2001	2000	1999	1998	1997	1996	1995	1994	1993	1992		
<u>HITE, EDWARD D</u>	0	0	0	0	1	0	0	0	0	0	0	0	0	1



To save the report click on the “File” icon,

Then click on “Export CSV”

- Reset
- Get Data Later
- Export PDF...
- Export CSV



Completion of other Currency Maintenance Tasks can be found by returning to the Dimension Viewer and right click on another Task then left click on “Filter” on the pop up menu.